

Professional Learning Communities:
source materials for school leaders and
other leaders of professional learning

Route map

Louise Stoll, Ray Bolam, Agnes McMahon, Sally Thomas, Mike Wallace,
Angela Greenwood and Kate Hawkey

Using this route map

Use the five spaces to map out your route through the materials. The following questions are provided as prompts.

- Which activity did you use?
- When did you use this activity? eg date and type of session
- Who was involved?
- What went well, what didn't go well, and is there anything to remember?
- What do you think you will do next and why?

Familiarisation and deepening understanding




- Creating and sustaining an effective PLC
- Setting PLCs in an international context
- Broadening the learning community: key messages
- Exploring the idea of a professional learning community

Audit




- Investigating the culture of your PLC
- Comparing your preferred future and the current situation
- Deciding where you are as a PLC


- Reflecting on the progress of your PLC
- Assessing the impact of your PLC



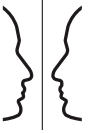
- Developing your PLC
- Bringing about change



- Planning your PLC



Monitoring and evaluation



Action



Planning



To order a copy of this publication,
please email dfes@prolog.uk.com
quoting reference number DfES-0187-2006
or download from www.ncsl.org.uk/nlc
www.standards.dfes.gov.uk/innovation-unit
www.gtce.org.uk

User guide: getting started and thinking about your journey
Contents guide
What is a professional learning community? A summary
Route map

**National College for
School Leadership**

Triumph Road
Nottingham NG8 1DH

T: 0870 001 1155
F: 0115 872 2001
E: nlc@ncsl.org.uk
W: www.ncsl.org.uk/nlc

General Teaching Council for England

Whittington House
19-30 Alfred Place
London WC1E 7EA

T: 0870 001 0308
F: 020 7023 3909
E: info@gtce.org.uk
W: www.gtce.org.uk

DfES Innovation Unit

Sanctuary Buildings
Great Smith Street
London SW1P 3BT

T: 0870 000 2288
E: innovation.unit@dfes.gsi.gov.uk
W: www.standards.dfes.gov.uk/innovation-unit

Effective Professional Learning Communities

University of Bristol
Graduate School of Education
8-10 Berkeley Square
Bristol
BS8 1HH

W: www.eplc.info